


950DA 2 1/2"-10"



WILKINS
a **ZURN** company

ZURN

Modification Overview

- Production of the 950DA began in 1991 and was discontinued in 2004.
- The 950DA uses a $\frac{3}{4}$ " 950XL for the bypass assembly.

Check Cover Removal

- Cover is o-ring sealed.
 - Loosen bolts 1/2". The spring load is now released from the cover and retained by the check subassembly.
- ** Verify spring load before removing all the bolts.




Check Valve Removal

- Center stem guided check assembly.
- Disc & spring subassembly.
- Slide subassembly straight out of seat and body.




Check Seat Removal

- Seats are bolted into the body and o-ring sealed.
- Remove the bolts and pull the seat straight out of the body.
- 4"-10" - Inspect plastic guide bushing in center of seat.



Check Disc Replacement

- Remove retaining nut and disc retainer.



Check Valve Reassembly Notes

- Reassemble checks in reverse order.
- Lubricate o-rings.

