

Application

Designed for installation on potable water connections in fire sprinkler systems to protect against both backsiphonage and backpressure of polluted water into the potable water supply. Model 950XLTDABF shall provide protection where a potential health hazard does not exist. Incorporates metered by-pass to detect leaks and unauthorized water use.

Standards Compliance

- UL® Classified (horizontal & vertical)
- C-UL® Classified (horizontal & vertical)
- ASSE Listed 1048 (horizontal & vertical)
- AWWA Compliant C510 (horizontal & vertical)
- Approved by the Foundation for Cross Connection Control and Hydraulic Research at the University of Southern California (horizontal & vertical)

Materials

Main valve body Cast Bronze ASTM B 584
 Access covers Cast Bronze ASTM B 584
 Fasteners Stainless Steel, 300 Series
 Elastomers Silicone (FDA approved)
 Buna Nitrile (FDA approved)
 Polymers Noryl™, NSF Listed
 Springs Stainless Steel, 300 series
 Test cock cover Plastic

Features

Sizes: 2"
 Maximum working water pressure 175 PSI
 Maximum working water temperature 180°F
 Hydrostatic test pressure 350 PSI
 End connections (Threaded) ANSI B1.20.1



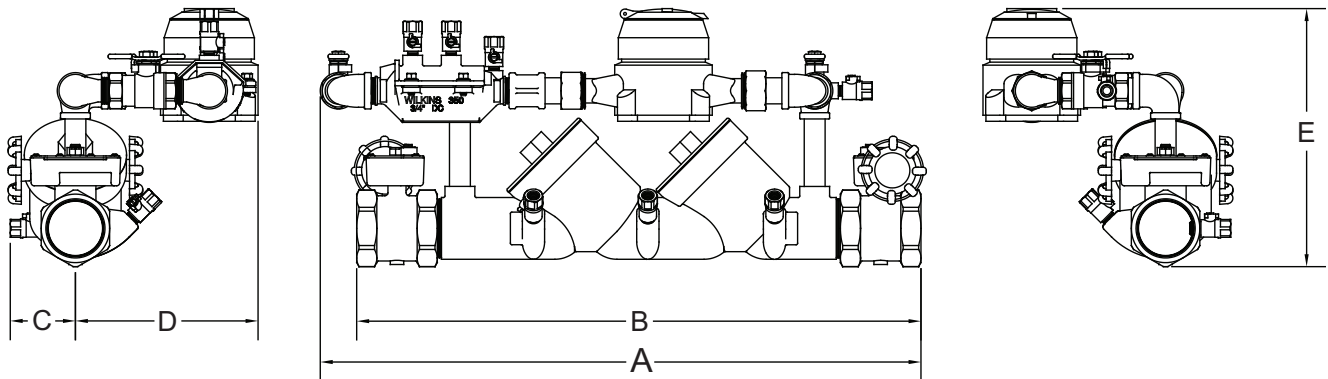
950XLTDABFSS

Options (suffixes can be combined)

- SS - with butterfly valve supervisory switches (UL and FM Approved for indoor and outdoor use)
- LM - less water meter
- with gal meter (standard)
- CFM - with cu ft meter

Accessories

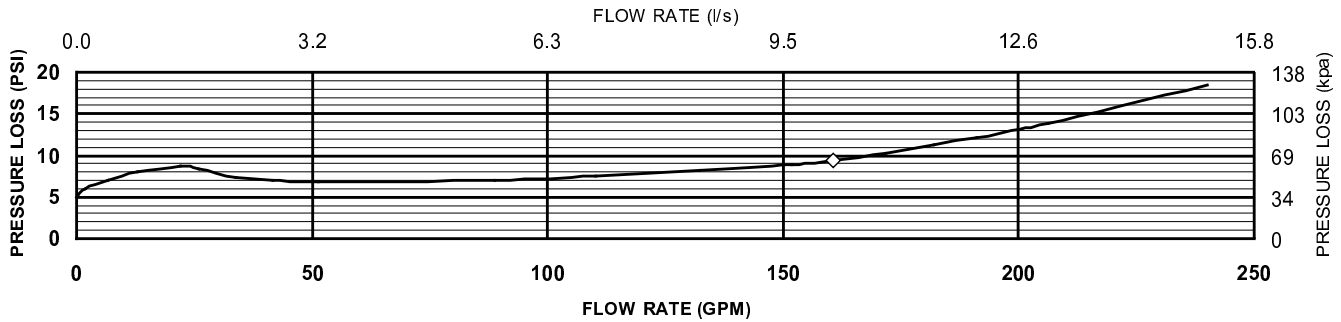
- Repair kit (rubber only)
- Test Cock Lock (Model TCL24)
- QT-SET quick test fitting set



Dimensions & Weights (do not include pkg.)

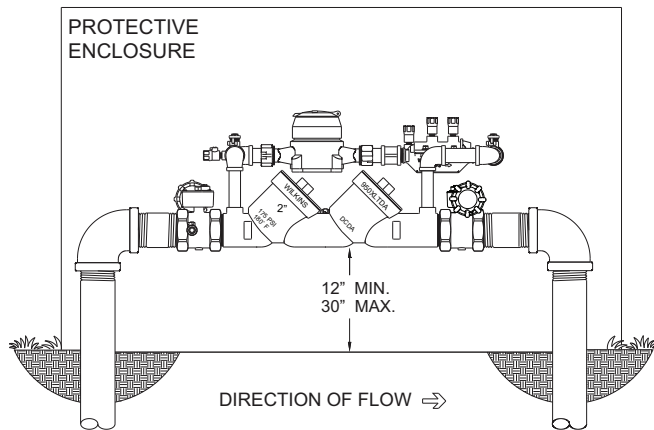
MODEL SIZE		DIMENSIONS (approximate)										WEIGHT	
		A		B		C		D		E		lbs.	kg
in.	mm	in.	mm	in.	mm	in.	mm	in.	mm	in.	mm		
2	50	26	660.4	23 1/8	587.4	3	76.2	7 1/2	190.5	10 3/8	263.5	36	16.3

MODEL 950XLTDABF 2" (STANDARD)

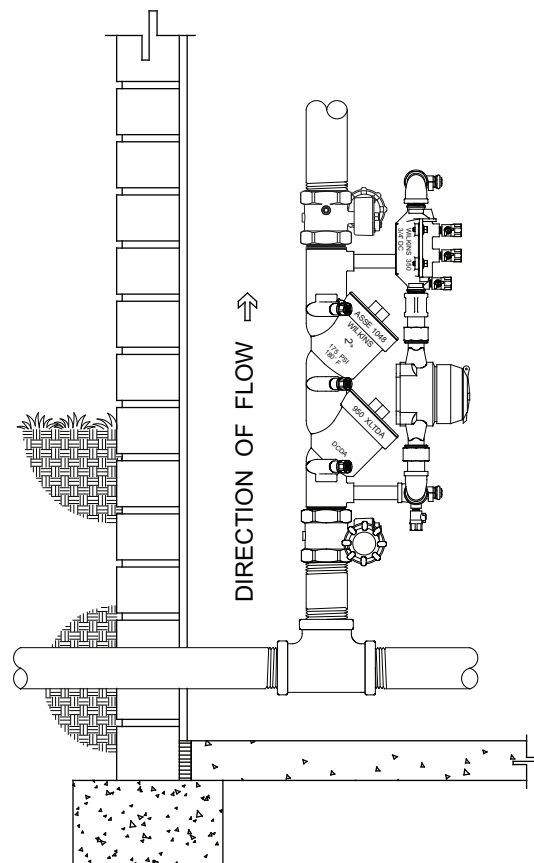


Typical Installation

Local codes shall govern installation requirements. To be installed in accordance with the manufacturer’s instructions and the latest edition of the Uniform Plumbing Code. Unless otherwise specified, the assembly shall be mounted at a minimum of 12" (305mm) and a maximum of 30" (762mm) above adequate drains with sufficient side clearance for testing and maintenance. The installation shall be made so that no part of the unit can be submerged.



OUTDOOR INSTALLATION



VERTICAL INSTALLATION

Specifications

The Double Check Detector Backflow Prevention Assembly shall be ASSE Listed 1048, and supplied with butterfly valves. The main body and access covers shall be bronze (ASTM B 584), the seat ring and all internal polymers shall be NSF® Listed Noryl™ and the seat disc elastomers shall be SILICONE. The first and second check shall be located at a 45° angle and accessible for maintenance from the top of the device, without removing the device from the line. Each check shall have separate access covers and test cocks shall be accessible from the top of the device. Test cocks shall be protected from debris by a plug. The Double Check Detector Backflow Prevention Assembly shall be a ZURN WILKINS Model 950XLTDABF.