



Series 3000SE

Double Check Detector Assembly

Sizes: 2 1/2" (65mm)

Features

- Very compact
- Corrosion-resistant
- No special tools required for servicing
- 100% lead free through the waterway
- ASSE 1048 horizontal and vertical installation (flow up and down)
- 350psi hydrostatic test pressure

Pressure – Temperature

Maximum Working Pressure: 175psi (12.06 bar)

Temperature Range: 33°F – 110°F (5°C – 43°C)

Materials


Body: 300 Series stainless steel

Springs: stainless steel

Swing Poppet: Noryl®

Disc: rubber

Flange dimension in accordance with AWWA class D



3000SE

Series 3000SE Double Check Detector Assembly is ideal for space restricted retrofit installations. The 3000SE's long life 300 Series stainless steel housing, along with the cartridge check assembly, substantially reduces the need to service or repair the assembly. This model is 100% lead free through the waterway. The 3000SE provides positive drip-tight closure against the reverse flow of non-potable liquids caused by a cross-connection. The 3000SE can be used in irrigation systems, fire protection systems and other systems requiring non-health hazard protection.

Available Models

Suffix:

LG – less shutoff valves

OSY – UL/FM outside stem and yoke resilient seated gate valves

CFM – cubic feet per minute meter

GPM – gallons per minute meter

LM – less meter

Noryl® is a registered trademark of SABIC Innovative Plastics™.

Specifications

A Double Check Detector Assembly shall be installed where indicated on the plans. The assembly shall consist of two independently operating cartridge checks, appropriate test cocks and inlet and outlet resilient seated shutoff valves. Each cartridge check shall be internally loaded and provide a positive drip closure against the reverse flow of liquid caused by back-siphonage or backpressure. The cartridge checks include a stainless steel spring and swing poppet, a rubber faced disc and a replaceable seat. The body shall be manufactured from 300 Series stainless steel and shall be 100% lead free through the waterway with a single one-bolt access cover. No special tools shall be required for servicing. The assembly shall be an Ames Company Series 3000SE.

Job Name _____ Contractor _____

Job Location _____ Approval _____

Engineer _____ Contractor's P.O. No. _____

Approval _____ Representative _____

Ames product specifications in U.S. customary units and metric are approximate and are provided for reference only. For precise measurements, please contact Ames Technical Service. Ames reserves the right to change or modify product design, construction, specifications, or materials without prior notice and without incurring any obligation to make such changes and modifications on Ames products previously or subsequently sold.

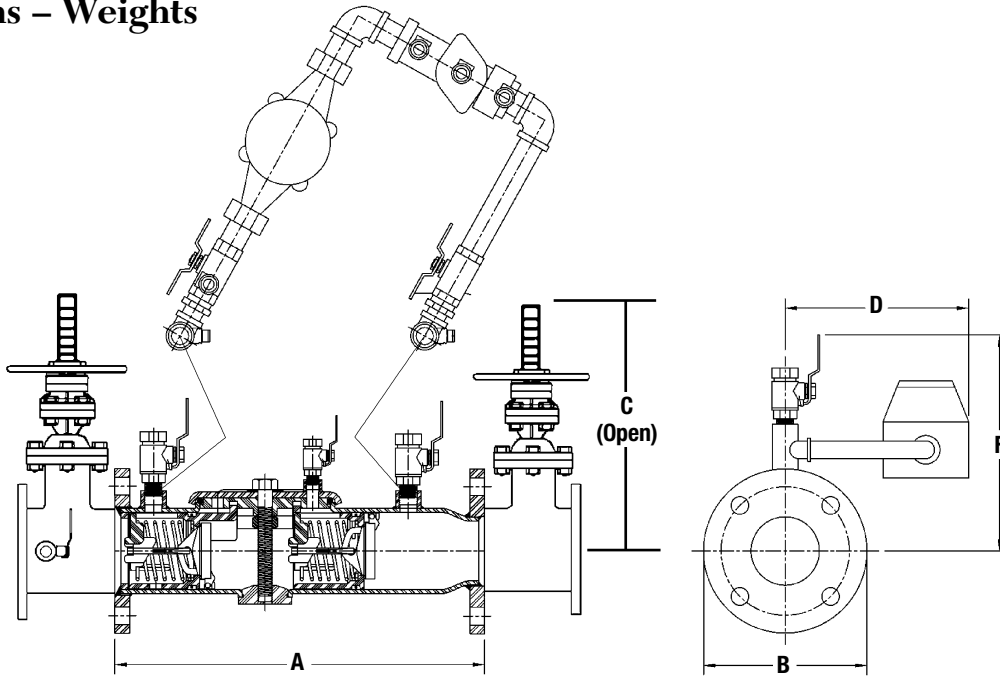
Standards

Flange dimensions in accordance with AWWA

Approvals



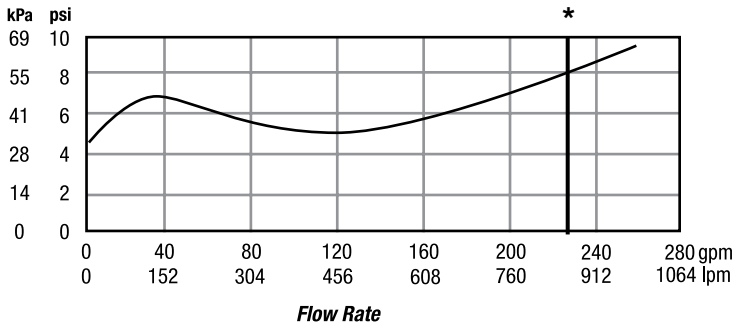
Dimensions – Weights



| SIZE (DN) | | DIMENSIONS | | | | | | | | WEIGHT | | | | | | | |
|-----------|----|------------|-----|-----|-----|----------|-----|-----|-----|--------|-----|--------------------------|--------------------------------|-----------------------------|------|-----|------|
| | | A | | B | | C OSY | | D | | F | | Lay Length with Gates | Wt. of Valves without Gates | Wt. of Valves with Gates | | | |
| in. | mm | in. | mm | in. | mm | in. | mm | in. | mm | in. | mm | in. | mm | lb. | kg | lb. | kg |
| 2½ | 65 | 15¾ | 400 | 7 | 178 | 16¾ | 416 | 15 | 381 | 10½ | 267 | 31 | 787 | 37 | 16.8 | 124 | 56.2 |

Capacities

*UL Rated



IMPORTANT: Inquire with governing authorities for local installation requirements.



A Watts Water Technologies Company

www.amesfirewater.com



USA: Backflow- Sacramento, CA • Tel: (916) 928-0123 • Fax: (916) 928-9333
 Control Valves- Houston, TX • Tel: (713) 943-0688 • Fax: (713) 944-9445
 Canada: Burlington, ON • Tel: (905) 332-4090 • Fax: (905) 332-7068