

SPECIFICATION SHEET **FEBCO®**

Series 867

Reduced Pressure Zone Assemblies

Sizes: 2½" – 3" (65 – 80mm)

Series 867 Reduced Pressure Zone Assemblies are designed to protect potable water supplies in accordance with national plumbing codes and water authority requirements. This series can be used in a variety of installations, including the prevention of health hazard cross-connections in piping systems or for containment at the service line entrance.

This series features two in-line, independent check valves, captured springs and replaceable check seats with an intermediate relief valve. Its compact modular design facilitates easy maintenance and assembly access.

Features


- Single access cover and modular check construction for ease of maintenance
- Top entry - all internals immediately accessible
- Captured springs for safe maintenance
- Internal relief valve for reduced installation clearances
- Replaceable seats for economical repair
- Fused epoxy coated cast iron body
- Ball valve test cocks
- Large body passages provides low pressure drop
- Compact, space saving design
- No special tools required for servicing

Specifications

A Reduced Pressure Zone Assembly shall be installed at each potential health hazard location to prevent backflow due to backsiphonage and/or backpressure. The assembly shall consist of an internal pressure differential relief valve located in a zone between two positive seating check modules with captured springs and silicone seat discs. Seats and seat discs shall be replaceable in both check modules and the relief valve. There shall be no threads or screws in the waterway exposed to line fluids. Service of all internal components shall be through a single access cover secured with stainless steel bolts. The assembly shall also include two resilient seated isolation valves, four resilient seated test cocks and an air gap drain fitting. The assembly shall meet the requirements of: USC Manual 8th Edition†; ASSE Std. 1013; AWWA Std. C511; CSA B64.4. Shall be a FEBCO Series 867.

†Does not indicate approval status. Refer to Page 2 for approved sizes & models.

IMPORTANT: INQUIRE WITH GOVERNING AUTHORITIES FOR LOCAL INSTALLATION REQUIREMENTS



867

Models

Suffix:

- NRS – non-rising stem resilient seated gate valves
- OSY – UL/FM outside stem and yoke resilient seated gate valves

Note: The installation of a drain line is recommended. When installing a drain line, an air gap is necessary.

Materials

- Body: (FDA approved) Epoxy coated cast iron unibody
- Seats: Bronze
- Relief valve: Stainless steel seat and trim
- Test Cocks: Bronze

Pressure – Temperature

Temperature Range: 33°F - 110°F (0.5°C - 43°C) continuous, 140°F (60°C) intermittent
 Maximum Working Pressure: 175psi (12.1 bar)

Approvals



Approved by the Foundation for Cross-Connection Control and Hydraulic Research at the University of Southern California.

Approval models NRS and OSY.

UL Classified 2½" and 3" (65 and 80mm) with OSY gate valves

Job Name _____

Job Location _____

Engineer _____

Approval _____

Contractor _____

Approval _____

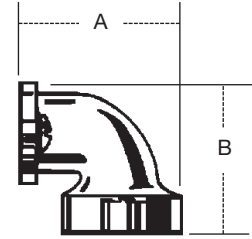
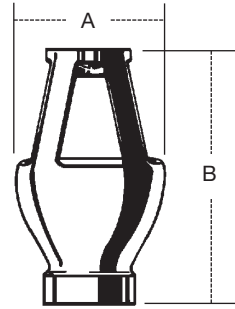
Contractor's P.O. No. _____

Representative _____

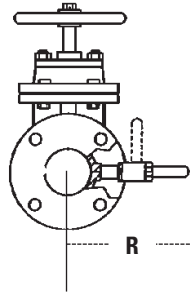
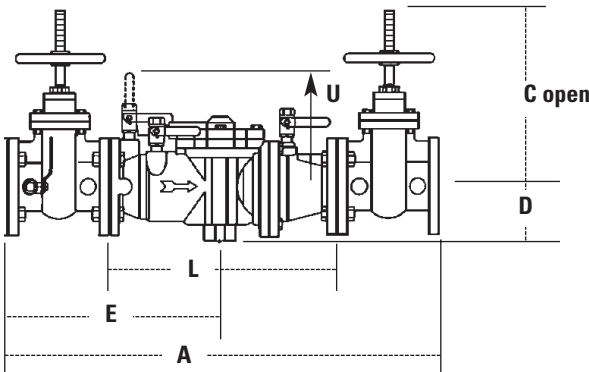
FEBCO product specifications in U.S. customary units and metric are approximate and are provided for reference only. For precise measurements, please contact FEBCO. FEBCO reserves the right to change or modify product design, construction, specifications, or materials without prior notice and without incurring any obligation to make such changes and modifications on FEBCO products previously or subsequently sold.

Air Gaps and Elbows

MODEL	DRAIN OUTLET	DIMENSIONS						WEIGHT			
		in.		mm		in.		mm		lbs.	kgs.
867-AG-1	3" 867	2	51	4 $\frac{3}{8}$	111	6 $\frac{3}{4}$	171	3.25	1.47		
867-AGE-1 Vertical	2 $\frac{1}{2}$ "-3" 867	-	-	-	-	-	-	-	-	-	-



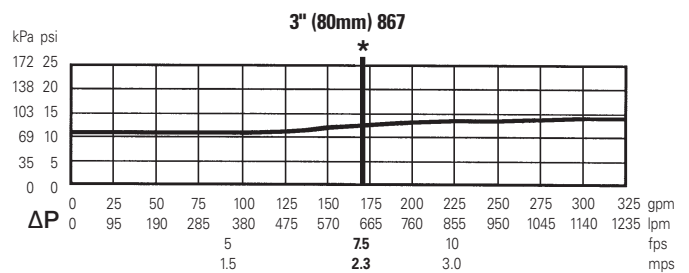
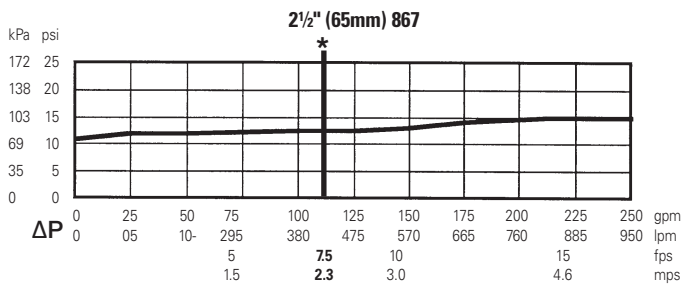
Dimensions and Weight



Size: 2 $\frac{1}{2}$ " - 3" (65 - 80mm)

MODEL	SIZE (DN)		DIMENSIONS												WEIGHT			
	in.	mm	A		C		D		E		L		R		U		lbs.	kgs.
867LF	2 $\frac{1}{2}$	65	-	-	-	-	4 $\frac{1}{2}$	114	-	-	18 $\frac{1}{8}$	460	-	-	10 $\frac{5}{8}$	270	76	34.5
867OSY	2 $\frac{1}{2}$	65	33 $\frac{1}{4}$	845	15 $\frac{7}{8}$	403	4 $\frac{1}{2}$	114	16 $\frac{5}{8}$	416	18 $\frac{1}{8}$	460	7 $\frac{3}{4}$	197	10 $\frac{5}{8}$	270	166	75.3
867NRS	2 $\frac{1}{2}$	65	33 $\frac{1}{4}$	845	11 $\frac{3}{8}$	289	4 $\frac{1}{2}$	114	16 $\frac{5}{8}$	416	18 $\frac{1}{8}$	460	7 $\frac{3}{4}$	197	10 $\frac{5}{8}$	270	161	73.0
867LF	3	80	-	-	-	-	4 $\frac{1}{2}$	114	-	-	18 $\frac{1}{8}$	460	-	-	10 $\frac{5}{8}$	270	76	34.5
867OSY	3	80	34 $\frac{1}{4}$	870	18 $\frac{1}{2}$	470	4 $\frac{1}{2}$	114	16 $\frac{5}{8}$	422	18 $\frac{1}{8}$	460	8 $\frac{3}{4}$	222	10 $\frac{5}{8}$	270	198	89.8
867NRS	3	80	34 $\frac{1}{4}$	870	12 $\frac{3}{4}$	324	4 $\frac{1}{2}$	114	16 $\frac{5}{8}$	422	18 $\frac{1}{8}$	460	8 $\frac{3}{4}$	222	10 $\frac{5}{8}$	270	191	86.6

Capacity



A Watts Water Technologies Company



ISO 9001-2000
CERTIFIED

USA: 4381 N. Brawley • Ste. 102 • Fresno, CA • 93722 • Tel. (559) 441-5300 • Fax: (559) 441-5301 • www.FEBCOonline.com
Canada: 5435 North Service Rd. • Burlington, ONT. • L7L 5H7 • Tel. (905) 332-4090 • Fax: (905) 332-7068 • www.FEBCOonline.ca