

### Application

Ideal for use where Lead-Free\* valves are required. Designed for installation on potable water lines to protect against both backsiphonage and backpressure of polluted water into the potable water supply. A test cock plug is provided to protect against fouling caused by insects, dirt and debris. Assembly shall provide protection where a potential non-health hazard exists.


### Standards Compliance

- (Unless otherwise noted, applies to 3/4" thru 2" Horizontal)
- ASSE® Listed 1015 (Vertical flow-up: 1 1/4" thru 2")
- IAPMO® Listed
- CSA® Certified (Vertical flow-up: 1 1/2" & 2")
- AWWA Compliant C510
- Approved by the Foundation for Cross Connection Control and Hydraulic Research at the University of Southern California
- Meets the requirements of NSF/ANSI 61\*

\* (0.25% MAX. WEIGHTED AVERAGE LEAD CONTENT)

### Materials

Main valve body	Low Lead Cast Bronze ASTM B 584
Access covers	Low Lead Cast Bronze ASTM B 584
Fasteners	Stainless Steel, 300 Series
Elastomers	Silicone (FDA approved) Buna Nitrile (FDA approved)
Polymers	Noryl™
Springs	Stainless steel, 300 series
Test cock cover	Plastic
Ball valve handles	Stainless steel



### Features

Sizes: 3/4", 1", 1 1/4", 1 1/2", 2"	
Maximum working water pressure	175 PSI
Maximum working water temperature	180°F
Hydrostatic test pressure	350 PSI
End connections Threaded	ANSI B1.20.1

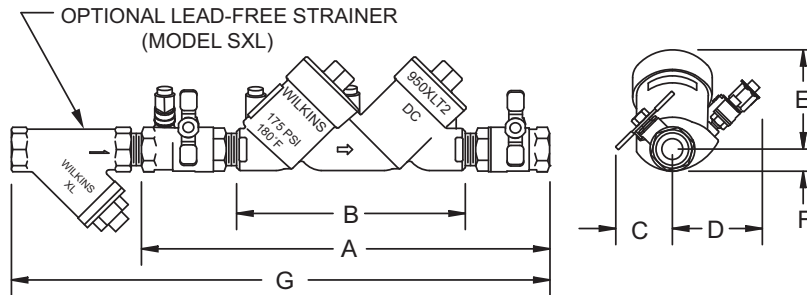
### Options (Suffixes can be combined)

- FT - with "Fast Test" test cocks
- S - with Model SXL lead-free bronze "Y" type strainer
- PF - with Z-Bite™ push fit connections\* (1/2"-1" only)
- PR - with Z-Press™ press fit connections\*

\*Fittings ship in box with valve and must be threaded into valve by hand on site.

### Accessories

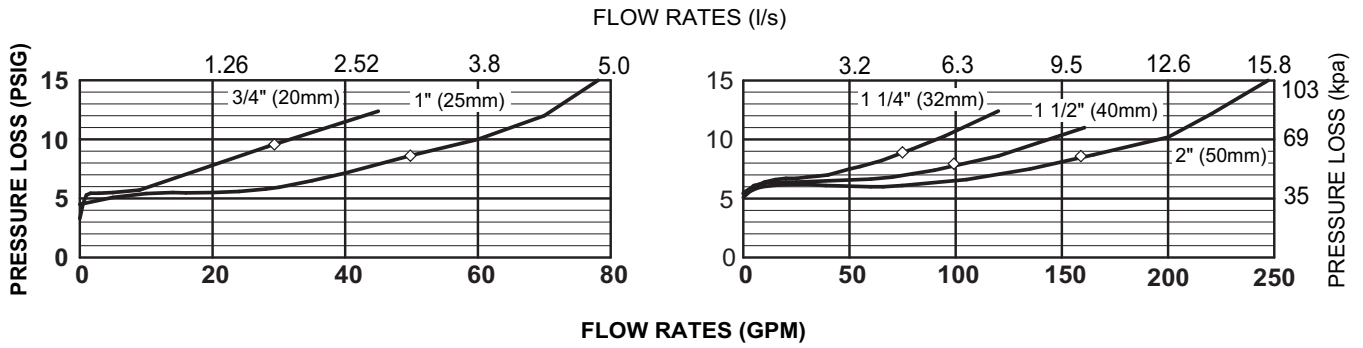
- Repair kit (rubber only)
- Thermal expansion tank (Model XT)
- QT-SET Quick Test Fitting Set



### Dimensions & Weights (do not include pkg.)

MODEL SIZE		DIMENSIONS (approximate)														WITH BALL VALVES	
		A		B		C		D		E		F		G			
in.	mm	in.	mm	in.	mm	in.	mm	in.	mm	in.	mm	in.	mm	in.	mm	lbs.	kg
3/4	20	13	330	8 3/4	222	2 3/8	60	2 5/16	59	3 5/16	84	3/4	19	17 5/8	448	6	2.7
1	25	14	356	8 3/4	222	2 1/2	64	2 5/16	59	3 5/16	84	3/4	19	19 3/4	502	12	5.4
1 1/4	32	19 5/8	499	13 3/4	349	4	102	3 5/8	92	4 3/8	111	1 5/16	33	24 3/4	629	22	10
1 1/2	40	20 5/16	516	13 3/4	349	5 3/8	137	3 5/8	92	4 3/8	111	1 5/16	33	25 15/16	659	22	10
2	50	21 3/8	543	13 3/4	349	5 13/16	148	3 5/8	92	4 3/8	111	1 5/16	33	28 5/16	719	29	13.2

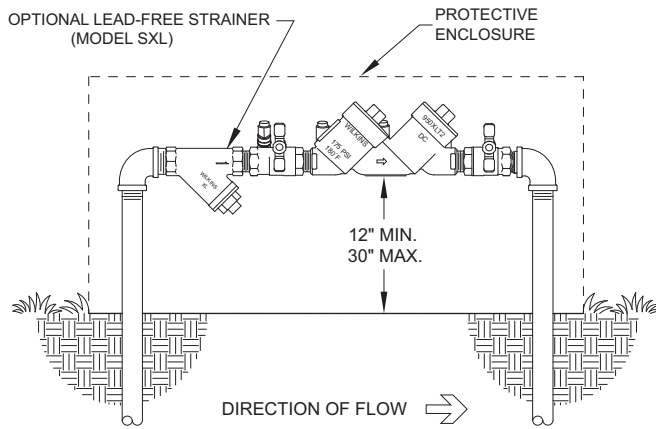
**MODEL 950XLT2 3/4", 1", 1 1/4", 1 1/2" & 2" (STANDARD & METRIC)**



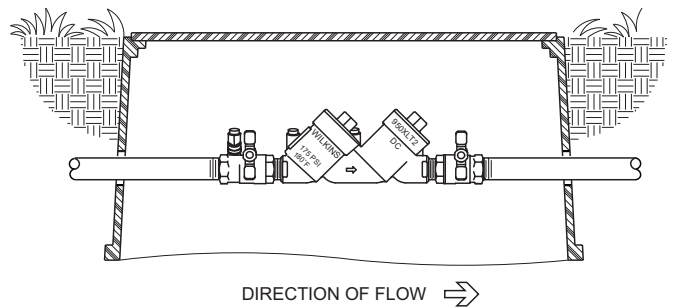
**Typical Installation**

Local codes shall govern installation requirements. To be installed in accordance with the manufacturer’s instructions and the latest edition of the Uniform Plumbing Code. Unless otherwise specified, the assembly shall be mounted at a minimum of 12" (305mm) and a maximum of 30" (762mm) above adequate drains with sufficient side clearance for testing and maintenance. If installed below grade, be certain adequate drainage is provided to prevent the device from being submerged.

Capacity thru Schedule 40 Pipe				
Pipe size	5 ft/sec	7.5 ft/sec	10 ft/sec	15 ft/sec
1/8"	1	1	2	3
1/4"	2	2	3	5
3/8"	3	4	6	9
1/2"	5	7	9	14
3/4"	8	12	17	25
1"	13	20	27	40
1 1/4"	23	35	47	70
1 1/2"	32	48	63	95
2"	52	78	105	167



**OUTDOOR INSTALLATION**



**PIT INSTALLATION**

**Specifications**

The Double Check Type Backflow Preventer shall be certified to NSF/ANSI 61, shall be ASSE Listed 1015, rated to 180°F, and supplied with full port ball valves. The main body and access covers shall be low lead bronze (ASTM B 584), the seat ring and all internal polymers shall be Noryl™ and the seat disc elastomers shall be SILICONE. The first and second check shall be located at a 45° angle and accessible for maintenance from the top of the device, without removing the device from the line. Each check shall have separate access covers and test cocks shall be accessible from the top of the device. Test cocks shall be protected from debris by a plug. The Double Check Type Backflow Preventer shall be a ZURN WILKINS Model 950XLT2.