




Model 975XL2

Reduced Pressure Principle Backflow Prevention Assembly


Application

Ideal for use where Lead-Free* valves are required. Designed for installation on potable water lines to protect against both backsiphonage and backpressure of contaminated water into the potable water supply. The Model 975XL2 provides protection where a potential health hazard exists.



Standards Compliance

- ASSE® Listed 1013
- IAPMO® Listed
- CSA® Certified B64.4
- Approved by the Foundation for Cross Connection Control and Hydraulic Research at the University of Southern California
- Certified to NSF/ANSI 372* by IAPMO R&T
- NSF® Listed-Standard 61, Annex G*
*(0.25% MAX. WEIGHTED AVERAGE LEAD CONTENT)



Materials

Main valve body	Cast Bronze ASTM B 584
Access covers	Cast Bronze ASTM B 584
Fasteners	Stainless Steel, 300 Series
Elastomers	Silicone (FDA Approved) Buna Nitrile (FDA Approved)
Polymers	Noryl™, NSF Listed
Springs	Stainless Steel, 300 series

Options

- (Suffixes can be combined)
- with full port QT ball valves (standard)
 - S - with Model SXL lead free bronze "Y" type strainer (1/2" only)
 - FT - with integral male 45° flare SAE test fitting
 - TCU - with test cocks up

Features

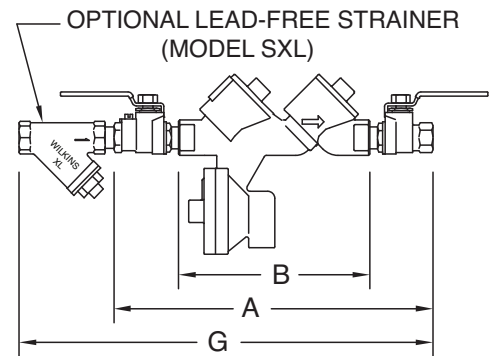
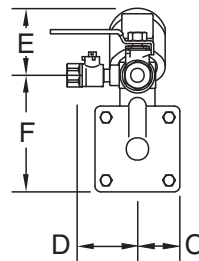
Sizes: 1/4", 3/8", 1/2"	
Maximum working water pressure	175 PSI
Maximum working water temperature	180°F
Hydrostatic test pressure	350 PSI
End connections Threaded	ANSI B1.20.1

Accessories

- Air gap (Model AG)
- Repair kits (rubber only)
- Thermal expansion tank (Mdl. XT)
- Soft seated check valve (Model 40XL2)
- Shock arrester (Model 1250XL)
- QT-SET Quick Test Fitting Set

Relief Valve discharge port:

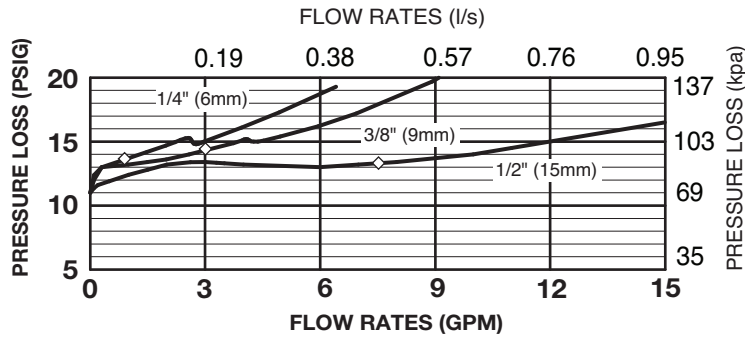
3/4" - 1"	-	0.63 sq. in.
1 1/4" - 2"	-	1.19 sq. in.



Dimensions & Weights (do not include pkg.)

MODEL SIZE		DIMENSIONS (approximate)														WEIGHT	
		A		B		C		D		E		F		G		WITH BALL VALVES	
in.	mm	in.	mm	in.	mm	in.	mm	in.	mm	in.	mm	in.	mm	in.	mm	lbs	kg
1/4	8	9 1/2	241	5 3/4	146	1 1/2	38	2 3/4	70	2	51	4	102	N/A	N/A	7	3.2
3/8	10	10 3/4	273	5 3/4	146	1 1/2	38	2 3/4	70	2	51	4	102	14 1/4	362	7	3.2
1/2	15	10	254	5 3/4	146	1 1/2	38	2 3/4	70	2	51	4	102	13 1/2	343	7	3.2

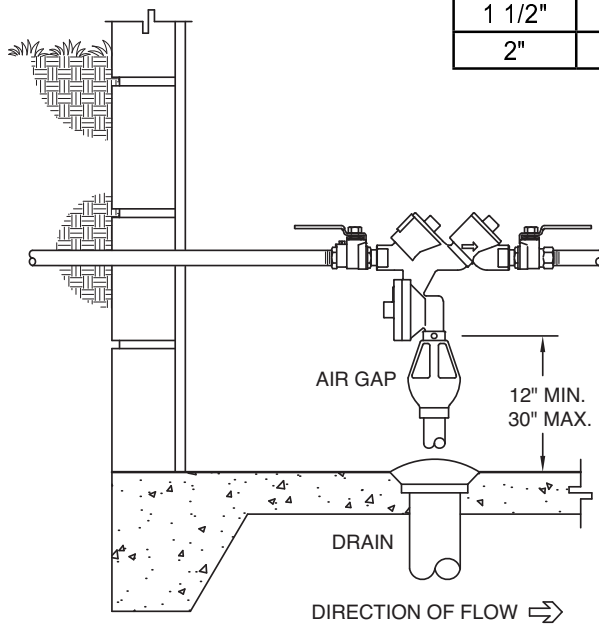
MODEL 975XL2 1/4", 3/8" & 1/2" (STANDARD & METRIC)



Typical Installation

Local codes shall govern installation requirements. To be installed in accordance with the manufacturers' instructions and the latest edition of the Uniform Plumbing Code. Unless otherwise specified, the assembly shall be mounted at a minimum of 12" (305mm) and a maximum of 30" (762mm) above adequate drains with sufficient side clearance for testing and maintenance. The installation shall be made so that no part of the unit can be submerged or where relief valve discharge could cause damage.

Capacity thru Schedule 40 Pipe				
Pipe size	5 ft/sec	7.5 ft/sec	10 ft/sec	15 ft/sec
1/8"	1	1	2	3
1/4"	2	2	3	5
3/8"	3	4	6	9
1/2"	5	7	9	14
3/4"	8	12	17	25
1"	13	20	27	40
1 1/4"	23	35	47	70
1 1/2"	32	48	63	95
2"	52	78	105	167



INDOOR INSTALLATION

Specifications

The Reduced Pressure Principle Backflow Preventer shall be certified to NSF/ANSI 372 shall be ASSE® Listed 1013, rated to 180° F, and supplied with full port ball valves. The main body and access covers shall be low lead bronze (ASTM B 584), the seat ring and all internal polymers shall be NSF® Listed Noryl™ and the seat disc elastomers shall be silicone. The checks shall be oriented at a 45° angle upward and accessible for maintenance without removing the relief valve or the entire device from the line. If installed indoors, the installation shall be supplied with an air gap and "Y" type strainer. The Reduced Pressure Principle Backflow Preventer shall be a ZURN WILKINS Model 975XL2.