

FIRE HOSES

SINGLE JACKET ALL SYNTHETIC POLYURETHANE LINED 500LB. TEST - RACK HOSE



**3401-3402
Series**

Industry standard lightweight hose for pin racks. Totally immune to mildew and rot.


STANDARD EQUIPMENT: Single Jacket Polyurethane lined, 100% Synthetic Jacket. - 500 lb. Test. (Service Test Pressure 250 lbs.)

OPTIONAL: U/L Label. (Note: When U/L is used with this hose it is marked 300 lb. Test, per U/L 19.)

Figure No.	Size	Lengths Available
3401	1 1/2	50'
3402	2 1/2	75'-100'

**SPECIFY
LENGTH,
COUPLING
AND THREAD**

SINGLE JACKET EPDM LINED 300 LB. TEST - RACK HOSE



**3405-3406
Series**

A lightweight hose, ideal for use with hose rack units. All polyester jacket. Totally immune to mildew and rot. Lined hose reduces friction loss and eliminates water seepage.


STANDARD EQUIPMENT: Single Jacket EPDM Lined, All Polyester Jacket. All - 300lb. Test. (Service Test Pressure 150 lbs.)

OPTIONAL: U/L Label

Figure No.	Size	Lengths Available
3405	1 1/2	50'
3406	2 1/2	75'-100'

**SPECIFY
LENGTH,
COUPLING
AND THREAD**

SINGLE JACKET EPDM LINED 500 LB. TEST - RACK HOSE



**3410-3411
Series**

A lightweight hose, ideal for interior rack use and exterior use as well. Totally immune to mildew and rot. Use on racks and reels where longer service life is required.


STANDARD EQUIPMENT: Single Jacket EPDM Lined, All Polyester hose. All - 500lb. Test. (Service Test Pressure 250 lbs.)

OPTIONAL: U/L Label - Color impregnation.

Figure No.	Size	Lengths Available
3410	1 1/2	50'
3411	2 1/2	75'-100'

**SPECIFY
LENGTH,
COUPLING
AND THREAD**

SINGLE JACKET EPDM LINED 300 LB. TEST



**3415-3416
Series**


Ideal for industrial applications where hose is stored for prolonged periods. Particularly suitable for use with reels and exterior hose houses. Totally immune to mildew and rot. NOT for rack installation.

STANDARD EQUIPMENT: Single Jacket EPDM Lined, All Polyester hose. All - 300lb. Test. (Service Test Pressure 150 lbs.)

OPTIONAL: U/L Label - Color impregnation.

Figure No.	Size	Lengths Available
3415	1 1/2	50'
3416	2 1/2	75'-100'

**SPECIFY
LENGTH,
COUPLING
AND THREAD**

DOUBLE JACKET EPDM LINED 400 LB. TEST3420-3421
Series


Ideal for most industrial applications when extra protection of a double jacket is required. Extra wear resistance. Particularly suitable for use with reels and exterior hose houses. NOT for rack installation.

STANDARD EQUIPMENT: Double Jacket EPDM Lined, All Polyester hose. 400 lb. Test. (Service Test Pressure 200 lbs.)

OPTIONAL: U/L Label - Color impregnated.

Figure No.	Size	Lengths Available
3420	1 1/2	50'
3421	2 1/2	75'-100'

**SPECIFY
LENGTH,
COUPLING
AND THREAD**

SINGLE JACKET POLYESTER 600 LB. TEST3425-3426
Series

Designed for use in oil and chemical industries. Strongest single jacket hose made. Immune to mildew and rot, plus many acids. NOT for rack installation.


STANDARD EQUIPMENT: Single Jacket all Polyester hose. 600lb. test.(Service Pressure 300 lbs.)

OPTIONAL: U/L Label - Color impregnation.

Note: When U/L Label is used with this hose it is marked 300 lb. Test per U/L 19.

Figure No.	Size	Lengths Available
3425	1 1/2	50'
3426	2 1/2	75'-100'

**SPECIFY
LENGTH,
COUPLING
AND THREAD**

DOUBLE JACKET EPDM LINED 800 LB. TEST3430-3431
Series

Double Jacket protection makes this hose ideal for use under the most severe conditions found in industrial applications. Immune to mildew and rot. Not for rack installation.


STANDARD EQUIPMENT: Double Jacket EPDM Lined, All Polyester Jacket.

800lb.Test. (Service Test Pressure 400 lbs.)

OPTIONAL: Color impregnation.

Figure No.	Size	Lengths Available
3430	1 1/2	50'
3431	2 1/2	75'-100'

**SPECIFY
LENGTH,
COUPLING
AND THREAD**

SINGLE JACKET RUBBER COVERED AND LINED- 500 LB. TEST3434-3435
Series

Heavy duty hose but lightweight features - stands up to industrial wear and tear - heat and abrasion resistant - lightweight maneuverability - through weave construction.

STANDARD EQUIPMENT: Nitrile synthetic rubber one-piece cover and liner, red or yellow color, meets Underwriters and Factory Mutual standards.

500 lb. Test (Service Pressure 250 lbs.)

Figure No.	Size	Lengths Available
3434	1 1/2	50'
3435	2 1/2	75'-100'

**SPECIFY
LENGTH,
COUPLING
AND THREAD**