

**For Health Hazard and Continuous Pressure Applications**

Job Name \_\_\_\_\_

Contractor \_\_\_\_\_

Job Location \_\_\_\_\_

Approval \_\_\_\_\_

Engineer \_\_\_\_\_

Contractor's P.O. No. \_\_\_\_\_

Approval \_\_\_\_\_

Representative \_\_\_\_\_

**LEAD FREE\***

**Series LF008PCQT**  
**Health Hazard, Anti-Siphon,**  
**Spill-Resistant Backflow Preventer**

Sizes: 3/8", 1/2", 3/4" and 1" (10, 15, 20, 25mm)

Series LF008PCQT is designed for indoor point-of-use applications to prevent backsiphonage of contaminated water back into the potable water supply. Separation of the water supply from the air inlet is accomplished by means of a diaphragm seal. This feature protects against any spillage during start-up or operation. The LF008PCQT features Lead Free\* construction to comply with Lead Free\* installation requirements.

**Features**


- Standardly supplied with internal polymer coating
- Standardly supplied with Tee handles
- Available less Tee handle with stem wrench flats. For use where space is limited
- Available in left-handed or right-handed outlet
- Spill-resistant design for indoor use
- Affordable design
- Modular cartridge for ease of service
- Vent uses an O-ring for reliable operation
- Lead Free\* cast copper silicon alloy body for durability
- Compact space saving design
- Satin chrome finish available

**Installation**

The LF008PCQT is designed to be installed at the point-of-use. When factory installed deck/machine mounted on machines or equipment, the critical level of the LF008PCQT shall be not less than 1" (25mm) above the flood rim. If field applied for general plumbing applications, the critical level of the LF008PCQT shall be a minimum of 6" (150mm) above the flood rim.

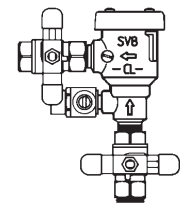
**Specifications**

A spill-resistant vacuum breaker (SVB) shall be installed, in accordance with the manufacturer's instructions, as noted on the plans. The valve shall consist of a one-piece modular check and float assembly made of engineered thermo-plastic and housed in a Lead Free\* cast copper silicon alloy body. Springs shall be stainless steel. The Health Hazard, Anti-Siphon, Spill Resistant Backflow Preventer shall be constructed using Lead Free\* materials. Lead Free\* Health Hazard, Anti-Siphon, Spill Resistant Backflow Preventer shall comply with state codes and standards, where applicable, requiring reduced lead content. The valve shall be constructed with a molded diaphragm separating the air inlet from the potable water supply to prevent spillage. The valve shall be a Watts Series LF008PCQT.

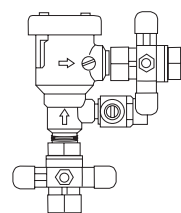


FOR INDOOR USE!

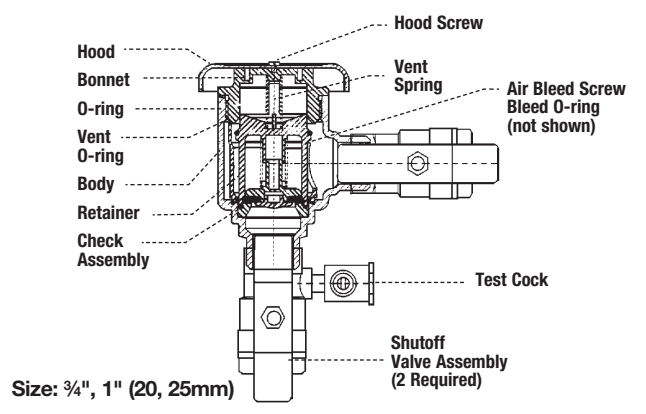
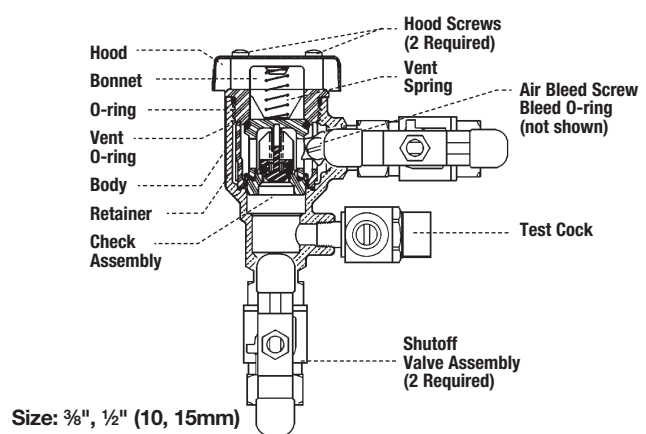
LF008PCQT



LF008PCQT-L (Left Handed)



LF008PCQT (Right Handed)



\*The wetted surface of this product contacted by consumable water contains less than 0.25% of lead by weight.

Watts product specifications in U.S. customary units and metric are approximate and are provided for reference only. For precise measurements, please contact Watts Technical Service. Watts reserves the right to change or modify product design, construction, specifications, or materials without prior notice and without incurring any obligation to make such changes and modifications on Watts products previously or subsequently sold.



## Materials

Springs: Stainless steel  
 Bonnet: PPO  
 Vent Disc: EPDM  
 Disc Holder: PPO  
 Check Disc: Silicone rubber  
 Body: Lead Free\* cast copper silicon alloy

## Pressure – Temperature

Temperature Range: 33°F – 180°F (0.5°C – 83°C)  
 Maximum Working Pressure: 150psi (10.3 bar)

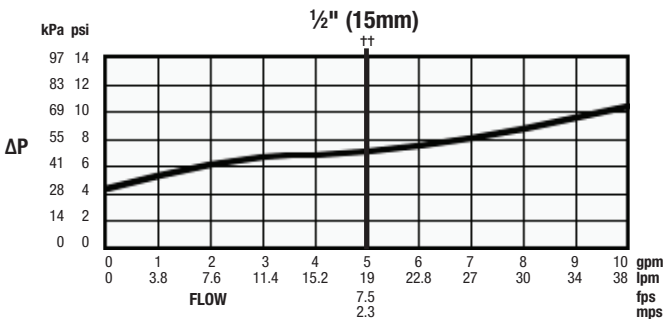
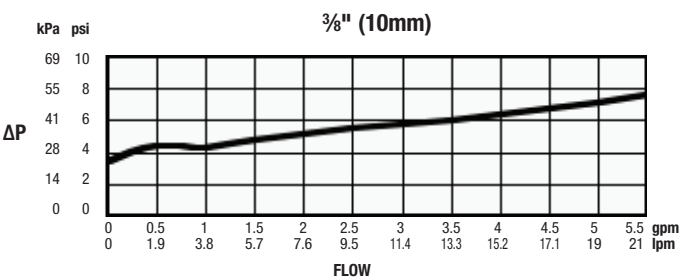
## End Connections

Female NPT - Ball Valve shutoffs

## Capacity

As compiled from documented Foundation for Cross-Connection Control and Hydraulic Research at the University of Southern California lab tests.

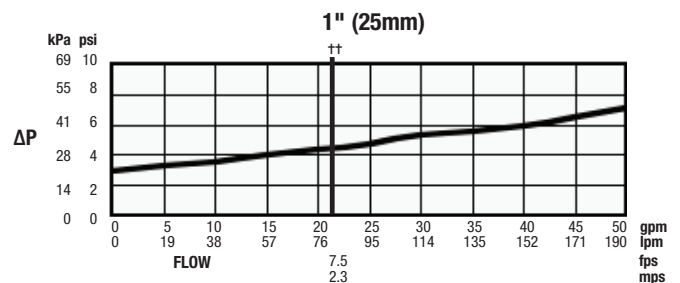
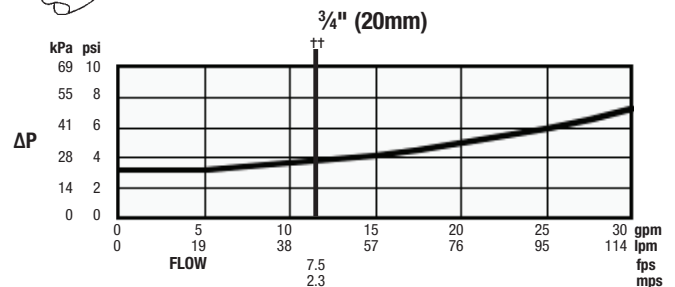
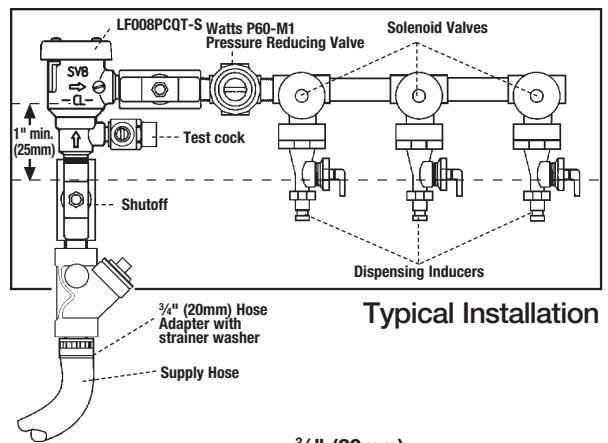
††Typical maximum system flow rate (7.5 feet/sec.)



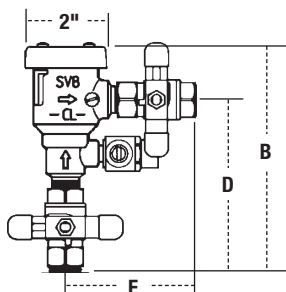
## Standards

Meets requirements of IAPMO.

Approvals  



## Dimensions – Weights



### NOTICE

A strainer is recommended to be installed ahead of the backflow preventer to prevent the fouling of the check assembly and resulting spillage from the valve during repressurization. Do not install in concealed locations or areas where water leakage due to normal wear of the internal parts can cause damage.

### LF008PCQT

| SIZE (DN) |    | DIMENSIONS |     |         |     |       |     | WEIGHT |      |
|-----------|----|------------|-----|---------|-----|-------|-----|--------|------|
|           |    | B          |     | D       |     | E     |     |        |      |
| in.       | mm | in.        | mm  | in.     | mm  | in.   | mm  | lbs.   | kgs. |
| 3/8       | 10 | 5 1/2      | 140 | 3 15/16 | 100 | 3 3/8 | 79  | 1.6    | .73  |
| 1/2       | 15 | 5 3/4      | 146 | 4 3/16  | 106 | 3 3/8 | 86  | 1.7    | .77  |
| 3/4       | 20 | 7          | 178 | 4 3/4   | 117 | 4 1/2 | 114 | 3.8    | 1.72 |
| 1         | 25 | 7 1/2      | 191 | 5 1/8   | 130 | 4 7/8 | 124 | 4.8    | 2.18 |



A Watts Water Technologies Company



ISO 9001-2008 CERTIFIED

USA: Tel: (978) 688-1811 • Fax: (978) 794-1848 • www.watts.com  
 Canada: Tel: (905) 332-4090 • Fax: (905) 332-7068 • www.watts.ca