

"Apollo" Valves

# SUBMITTAL SHEET

## LEAD FREE

### — Model RPDALF 4AN — Model RPDA2LF 4AN

Reduced Pressure **D**etector **A**ssembly



### SPECIFICATIONS

The 2 1/2" – 12" Reduced Pressure Detector Assembly shall be an Apollo® Model RPDALF4AN or RPDA2LF4AN. The assembly shall be manufactured in America and carry a 5-year Apollo® factory warranty. The normally vertical up / vertical down oriented body shall incorporate an internal swivel connection providing the ability to pivot the second check 180°, producing a vertical up RPDA assembly (2 1/2" – 8" only). The TriForce™ center-stem guided check valves shall feature reversible silicone rubber seat discs. The check valves shall be held in place by drop-in retainers (2 1/2" – 6") or SS studs & nuts (8" – 12"). Access to the check valves and relief valve internals shall be by an Apollo® quick-connect SS coupling (2 1/2" – 6") or grooved couplings (covers) and SS bolts (relief valves) (8" – 12"). The bodies shall be domestic SS in 2 1/2" – 8" sizes and FDA epoxy-coated ductile iron in 10" & 12" sizes. The assembly is a mainline RP with a Type 2 bypass consisting of a lead free\* single check (SCV) and meter bypassing the mainline second check to prevent backflow while accurately measuring all flows up to 2 gpm with the mainline 2nd check remaining closed. Assemblies with the optional Type 1 bypass consist of a lead free\* RP and meter which bypasses both mainline checks and accurately meters all flows up to 2 gpm with both mainline checks closed. The Apollo® domestic ball valve test cocks shall have SS handles. The assembly shall prevent contamination of the potable water supply due to back-siphonage or backpressure from substances that are health and non-health hazards. The pressure drop across the assembly shall be documented by an independent laboratory.

<b>Job Name:</b>	
<b>Job Location:</b>	
<b>Engineer:</b>	
<b>Contractor:</b>	
<b>Tag:</b>	
<b>PO Number:</b>	
<b>Representative:</b>	
<b>Wholesale Distributor:</b>	



### FEATURES

- Stainless steel body: 2 1/2" – 8"
- FDA epoxy-coated ductile iron body: 10" & 12"
- Easy maintenance – no special tools required
  - Drop-in check retainers: 2 1/2" – 6"
  - Bolted-in checks: 8" – 12"
- Low pressure loss as documented by an independent laboratory
- Center-stem guided TriForce™ check valves

- Small installation space required – small footprint
- Approved for n-flow (2 1/2" – 12") and vertical flow up (2 1/2" – 8")
- US Patents: 6,443,184; 7,025,085; 7,533,699; 8,240,333
- **Made in the USA**

### PERFORMANCE RATING

- Maximum Working Pressure 175 psi
- Temperature Range 33 ° F – 140 ° F
- Hydrostatic Test Pressure 350 psi

### APPROVALS

- Sizes 2 1/2" – 12": ASSE 1047\*, CSA B64.4, FM, UL\*, and cUL\*
- \*ASSE, UL, and cUL installations must include indicating-type shut-off valves
- Approved by the Foundation for Cross-Connection Control and Hydraulic Research at the University of Southern California (Model RPDALF 4AN 4" - 6")

### FACTORY CODE

4ANLF	7 X	X	X	X [X]
	BY-PASS SUB-ASSEMBLY OPTIONS	SIZE	METER OPTION	SHUT-OFF VALVES (Inlet x Outlet)
4ANLF = Lead Free Standard	<input type="checkbox"/> 0 = Type 1 w/ 1/2" Reduced Pressure <input type="checkbox"/> 2 = Type 2 w/ 1/2" Single Check (Standard) <input type="checkbox"/> 3 = Type 1 w/ bypass on left* <input type="checkbox"/> 4 = Type 2 w/ bypass on left*	<input type="checkbox"/> 9 = 2-1/2" <input type="checkbox"/> 0 = 3" <input type="checkbox"/> A = 4" <input type="checkbox"/> C = 6" <input type="checkbox"/> E = 8" <input type="checkbox"/> G = 10" <input type="checkbox"/> H = 12"	<input type="checkbox"/> C = Cubic feet/min <input type="checkbox"/> E = Gallons/min <input type="checkbox"/> G = Less meter	<input type="checkbox"/> 1 = Less Shut-off Valves <input type="checkbox"/> 3 = OS&Y Flg x OS&Y Flg <input type="checkbox"/> 4 = OS&Y Flg x Monitored (Mon.) Butterfly Vlv Grv† <input type="checkbox"/> 6 = OS&Y Flg x Post Indicator Flg <input type="checkbox"/> 7 = OS&Y Flg x OS&Y Grv <input type="checkbox"/> 8 = OS&Y Grv x OS&Y Grv <input type="checkbox"/> 9 = Mon. Butterfly Vlv Grv x Mon. Butterfly Vlv Grv† <input type="checkbox"/> 10 = OS&Y Flg x Post Indicator Grv <input type="checkbox"/> 13 = Post Indicator Flg x Mon. Butterfly Vlv Grv† <input type="checkbox"/> 14 = Post Indicator Flg x Post Indicator Flg <input type="checkbox"/> 16 = Mon Butterfly Vlv Grv x Post Indicator Flg† <input type="checkbox"/> 17 = Post Indicator Flg x OS&Y Grv <input type="checkbox"/> 18 = OS&Y Grv x Post Indicator Grv <input type="checkbox"/> 19 = Mon. Butterfly Vlv Grv x Post Indicator Grv† <input type="checkbox"/> 20 = Post Indicator Flg x OS&Y Flg <input type="checkbox"/> 21 = Post Indicator Grv x OS&Y Grv <input type="checkbox"/> 22 = Post Indicator Grv x Mon. Butterfly Vlv Grv† <input type="checkbox"/> 23 = Mon. Butterfly Vlv Grv x OS&Y Flg

\* Orientation of bypass looking downstream. Standard is right hand side. Left hand is on opposite side

† Butterfly valves not available in 12" size.

\* LEAD FREE: The wetted surfaces of this product shall contain no more than 0.25% lead by weighted average. NSF 372 ANSI 3rd party approved and listed.

Apollo Valves, Manufactured by **Conbraco Industries, Inc.**  
701 Matthews Mint-Hill Road, Matthews, NC 28105 USA  
[www.apollovalves.com](http://www.apollovalves.com) | (704) 841-6000

This specification is provided for reference only. Conbraco Industries Inc. reserves the right to change any portion of this specification without notice and without incurring obligation to make such changes to Conbraco products previously or subsequently sold. Please visit our website @ [www.apollovalves.com](http://www.apollovalves.com) for the most current information.



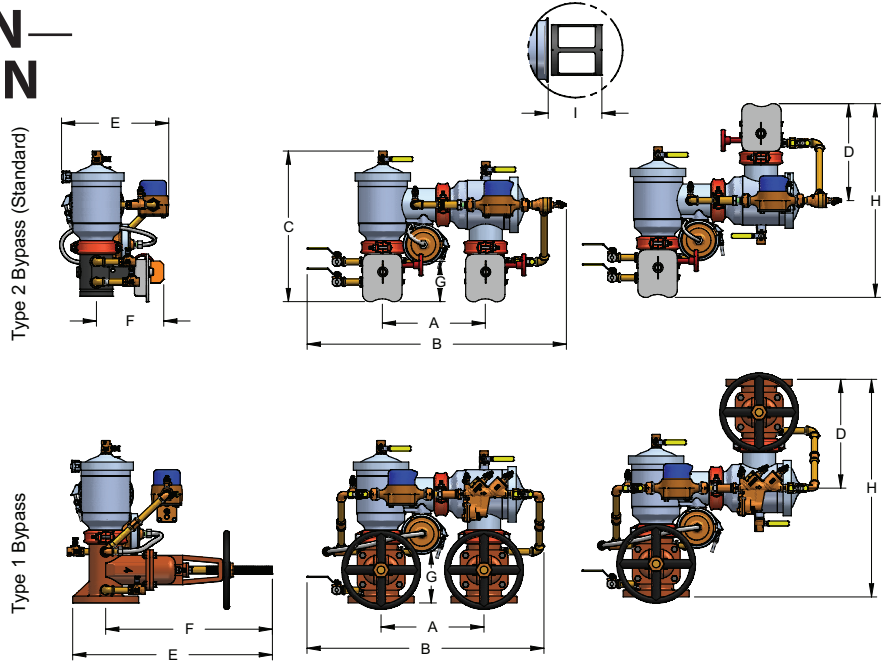
"Apollo" Valves

# SUBMITTAL SHEET

## LEAD FREE

### — Model RPDALF 4AN — Model RPDA2LF 4AN —

Reduced Pressure  
Detector Assembly



**DIMENSIONS** Nominal dimensions are shown. Allowances must be made for manufacturers' tolerances ( $\pm 1/8"$  (3 mm) per joint)

DIMENSIONS	2-1/2"	65mm	3"	80mm	4"	100mm	6"	150mm	8"	200mm	10"	250mm	12"	300mm
A Centerline to Centerline	12-1/2 $\pm$	318 $\pm$	12-1/2 $\pm$	318 $\pm$	14 $\pm$	356 $\pm$	16 $\pm$	406 $\pm$	18-1/2 $\pm$	470 $\pm$	21 $\pm$	533 $\pm$	26-3/4 $\pm$	679 $\pm$
B (Butterfly Valves)	32-3/4 $\pm$	832 $\pm$	32-3/4 $\pm$	832 $\pm$	35-1/2 $\pm$	902 $\pm$	40 $\pm$	1016 $\pm$	44 $\pm$	1118 $\pm$	54 $\pm$	1372 $\pm$	N/A	N/A
B (Gate Valves)	31 $\pm$	787 $\pm$	31 $\pm$	787 $\pm$	31-3/4 $\pm$	806 $\pm$	36-3/4 $\pm$	933 $\pm$	41-1/2 $\pm$	1054 $\pm$	49 $\pm$	1245 $\pm$	55-3/4 $\pm$	1416 $\pm$
C (Butterfly Valves)	18-1/4	464	18-1/2	470	20	508	24-3/4	629	28-1/2	724	37	940	N/A	N/A
C (Gate Valves)	19-5/8	498	20	508	22-1/2	572	27-3/4	705	32-1/8	816	40	1016	44	1118
D (Centerline to top-Butterfly Valves)	11-1/2	292	11-3/4	298	13-1/4	337	15-3/8	391	17-7/8	454	19-3/4	502	N/A	N/A
D (Centerline to top-Gate Valves)	13	330	13-1/2	343	14-7/8	378	18	457	21-3/8	543	24-3/4	629	28-3/4	730
E (Butterfly Valves)	11-1/2	292	12-1/8	308	12-7/8	327	15-7/8	403	22-1/4	565	23-1/8	587	N/A	N/A
E (OS&Y Open)	21-7/8	556	23-7/8	606	25-5/8	652	35-1/2	902	45-1/8	1146	56-3/4	1441	62-3/4	1594
E (NRS/PI)	15-5/8	398	16-7/8	429	18-5/8	474	23-3/4	603	29-1/8	739	36-1/4	921	40	1016
F (Butterfly Valves)	8	203	8-3/8	213	9	229	10-7/8	276	12-7/8	327	13-1/2	343	N/A	N/A
F (OS&Y Open)	18	457	20	508	21	533	29-1/2	749	37	940	45	1143	53-1/8	1349
F (NRS/PI)	11-3/4	298	13	330	14	356	17-3/4	451	21	573	24-1/2	622	30	762
G (Butterfly Valves)	4-1/8	105	4-1/2	114	4-3/8	111	6-1/2	165	5-1/4	133	4	102	N/A	N/A
G (Gate Valves)	5-1/2	140	6	152	6	152	9	229	9	229	9	229	10	254
H (Butterfly Valves)	23	584	23-1/2	597	25	635	29	737	3-3/4	908	N/A	N/A	N/A	N/A
H (Gate Valves)	26	660	27	686	29-3/4	756	36	914	42-3/4	1086	N/A	N/A	N/A	N/A
I (Check Removal Clearance)	6	152	6	152	6	152	8	203	8-1/2	216	12	305	12	305
Test Cocks (NPT)	1/2"	13	1/2"	13	1/2"	13	3/4"	20	3/4"	20	3/4"	20	3/4"	20
<b>WEIGHTS</b>	<b>lb.</b>	<b>kg</b>	<b>lb.</b>	<b>kg</b>	<b>lb.</b>	<b>kg</b>	<b>lb.</b>	<b>kg</b>	<b>lb.</b>	<b>kg</b>	<b>lb.</b>	<b>kg</b>	<b>lb.</b>	<b>kg</b>
Net Wt. (Less Shut-offs)	58	26	58	26			83	38	325	148	861	391	987	449
Net Wt. (w/ Butterfly Valves)	85	39	88	40	92	42	151	69	456	207	1039	472	N/A	N/A
Net Wt. (w/NRS Gate Valves)	144	65	169	77	197	90	322	146	788	358	1507	685	2123	965
Net Wt. (w/ OS&Y Gate Valves)	154	70	179	81	203	92	332	151	802	365	1529	695	2177	990

**Notes:**

- Nominal dimensions are shown. Allowances must be made for manufacturers' tolerances.
- Internal body connections are grooved on 2 1/2" - 10" sizes.
- Internal body connections are flanged on 12" size.

\* LEAD FREE: The wetted surfaces of this product shall contain no more than 0.25% lead by weighted average. NSF 372 ANSI 3rd party approved and listed.

This specification is provided for reference only. Conbraco Industries Inc. reserves the right to change any portion of this specification without notice and without incurring obligation to make such changes to Conbraco products previously or subsequently sold. Please visit our website @ [www.apollovalves.com](http://www.apollovalves.com) for the most current information.

Apollo Valves, Manufactured by **Conbraco Industries, Inc.**  
701 Matthews Mint-Hill Road, Matthews, NC 28105 USA  
[www.apollovalves.com](http://www.apollovalves.com) | (704) 841-6000



"Apollo" Valves

# SUBMITTAL SHEET

## LEAD FREE

### — Model RPDALF 4AN — Model RPDA2LF 4AN —

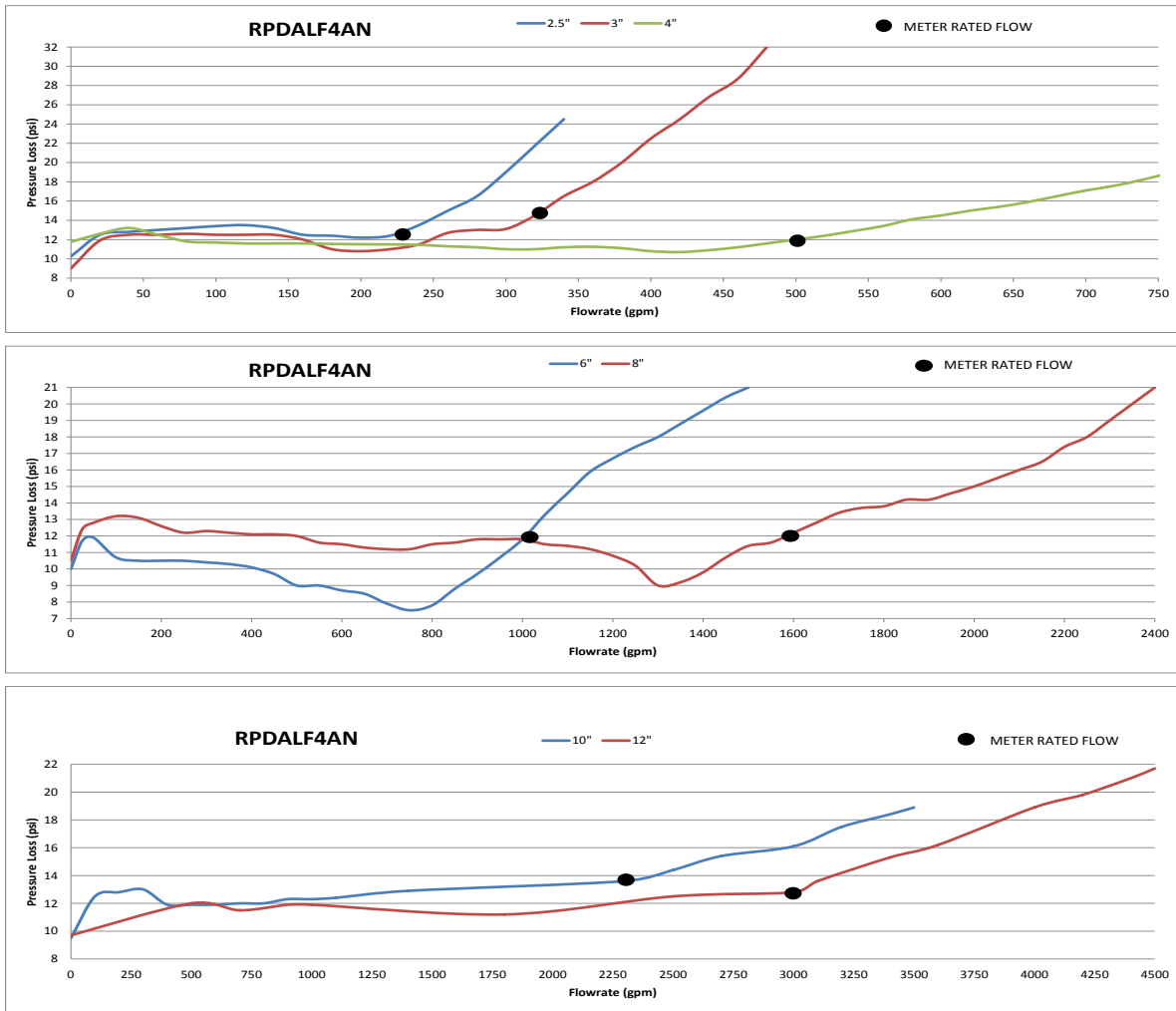
Reduced Pressure **D**etector **A**ssembly

### STANDARD MATERIALS LIST

Part Name	Material
Body (2 1/2" – 8")	Domestic Stainless Steel
Body (10" & 12")	FDA Epoxy Coated Ductile Iron
Relief Valve (2 1/2" – 12")	Bronze (C89836 Lead Free*)
Bypass Line Valves	Bronze (C89836 Lead Free*)
Covers (2 1/2" – 6")	Glass-filled PPO/Stainless steel
Cover (8")	Domestic Stainless Steel
Covers (10" & 12")	FDA Epoxy Coated Ductile Iron
Check Valves (2 1/2" – 12")	Glass-filled PPO/Bronze (C89836 Lead Free*)/SS
Springs	Stainless Steel
Seat Discs	Chloramine-resistant Silicone

### FLOW CURVES

● Meter Rated Flow



#### Notes:

1. Flow curves directly reflect data collected by an independent laboratory.
2. Flow curves shown were recorded with gate shut-off valves. Contact factory for more information.
3. All data points are based on ASSE increasing flow data, from zero GPM to rated flow (opening curve).
4. For high flow rates/pressure loss information – contact factory.

Apollo Valves, Manufactured by **Conbraco Industries, Inc.**  
701 Matthews Mint-Hill Road, Matthews, NC 28105 USA  
[www.apollovalves.com](http://www.apollovalves.com) | (704) 841-6000

This specification is provided for reference only. Conbraco Industries Inc. reserves the right to change any portion of this specification without notice and without incurring obligation to make such changes to Conbraco products previously or subsequently sold. Please visit our website @ [www.apollovalves.com](http://www.apollovalves.com) for the most current information.



"Apollo" Valves

# SUBMITTAL SHEET

## LEAD FREE

### — Model RPDALF 4AN — Model RPDA2LF 4AN

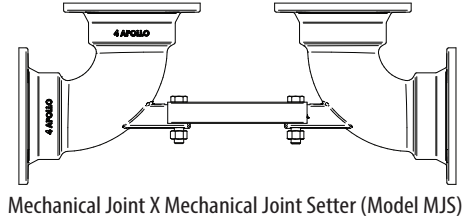
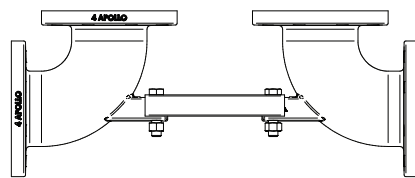
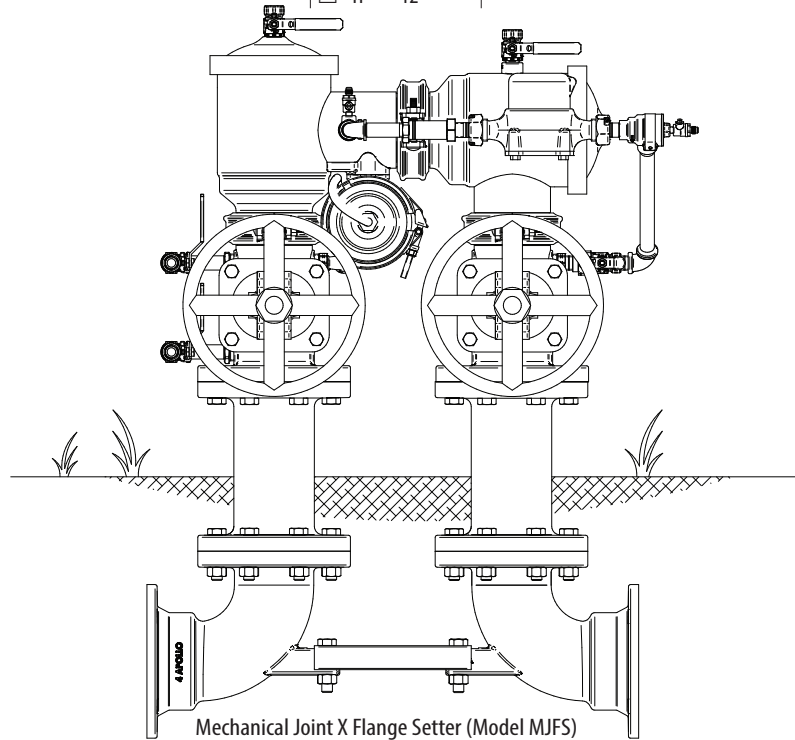
Reduced Pressure **Detector Assembly**

#### OPTIONAL VALVE SETTERS – Ordered Separately

(See SS1174 Submittal Sheet for details)

#### FACTORY CODE

4An	- 00X	- X
	SIZE	TYPE
4An	<input type="checkbox"/> 9 = 2-1/2" <input type="checkbox"/> 0 = 3" <input type="checkbox"/> A = 4" <input type="checkbox"/> C = 6" <input type="checkbox"/> E = 8" <input type="checkbox"/> G = 10" <input type="checkbox"/> H = 12"	<input type="checkbox"/> F = Flange x Flange (2 1/2" - 12") <input type="checkbox"/> MJF = Mechanical Joint X Flange (3" - 8") <input type="checkbox"/> MJ = Mech. Joint X Mech. Joint (3" - 8")



Apollo Valves, Manufactured by **Conbraco Industries, Inc.**  
 701 Matthews Mint-Hill Road, Matthews, NC 28105 USA  
[www.apollovalves.com](http://www.apollovalves.com) | (704) 841-6000

This specification is provided for reference only. Conbraco Industries Inc. reserves the right to change any portion of this specification without notice and without incurring obligation to make such changes to Conbraco products previously or subsequently sold. Please visit our website @ [www.apollovalves.com](http://www.apollovalves.com) for the most current information.